

Twirligig



What is a Twirligig Paper Spinner Toy?

A twirligig, by definition, is any kind of spinning toy or object. In colonial times, they made twirligig toys out of buttons and string.

This twirligig spinner toy is made of strips of paper and a wooden skewer. It twirls as it spins and makes all kinds of beautiful patterns. It rounds out to a ball as it spins. They are tons of fun to play with!

How to Make the Twirligig

Materials:



- Colored paper strips
- Long wooden stick or skewer

***Not included: glue stick or hot glue gun**

Cut 8 strips of paper. Cut it from the long side of the paper, 11 inches long. They are just over 1/2 inch in width. I used 8 different colors to make it a rainbow and colorful. But you can do it all from one piece of paper, too!

You will also need to cut 4 circles for attaching the paper strips. My circles are a 1 1/2 inches in diameter. Start by rubbing glue from a glue stick all over one of the circles. Arrange one end of the paper strips evenly around the circle.

Keep adding glue as they overlap around the circle. Cover the top with another circle to secure them in place.



Now you will do the same with another circle. This time bring the other ends of the paper strips up and attach them to the circle. Once they are all attached with glue, cover again with another circle to secure them.



You are going to put the wooden skewer through the center of both circles of paper. I started the hole with a pin, then pushed the pointy end of the skewer up through the center of the paper spinner.




On the top circle, cover the top with glue to keep it from moving.



Reach the glue in to the under side of that top circle and add some glue there too. This will keep the whole top section from moving as the spinner toy spins.

The bottom hole will need to be stretched out just a little bit. Just move the skewer around in the hole to make it a little wider. This will allow it to spin freely.



Now you can play with your twirlig paper spinner toy! Just roll the stick between both hands and watch it twirl!

